

HOME

ABOUT

## nicktropolis treasure hunt items!!!



Reward room



Avatar place



Danny's classroom



Leone-manny's school



Conch street!



Jimmy's lab!



Mummies Tomb

12  
04  
2007

SEARCH

SEARCH

LINKS

BLOGROLL

→ WordPress.com

→ WordPress.org



Pier entrance



Rec center (inside)



Metro Park (the forest)



Mirror room

Comments : [Leave a Comment »](#)

Categories : [Uncategorized](#)

## blog.clubpenguin.com news

Monay, April 9, 2007

### Load Times

11  
04  
2007

Hello Penguins!

I wanted to apologize for the slow loading times last Friday. It turns out the Easter egg hunt was very popular and our servers had some trouble keeping up. We are going to be upgrading the servers again so hopefully that won't happen in the future. Thank you all for your patience and hopefully you all were able to enjoy the Easter egg hunt on Saturday or Sunday when the servers were working better.

In other news: The stage construction is going well and many of you with hard hats are helping out! If all goes well, it should be ready by this Friday so make sure you practice those instruments and get ready to perform! Until then... Waddle On!

- Club Penguin Team

Posted by Billybob at 4:50 PM

Comments : [Leave a Comment »](#)

Categories : [Uncategorized](#)


## some pics....



11  
04  
2007

Comments : [Leave a Comment »](#)

Categories : [Uncategorized](#)



11  
04  
2007

Comments : [Leave a Comment »](#)

Categories : [Uncategorized](#)



# blog.clubpenguin.com news

Friday, April 5, 2007

9  
04  
2007

## New Catalog! (and Easter Eggs!)



Hello Penguins!

I hope you're all enjoying the Easter egg hunt! If you're having trouble finding some eggs, don't be afraid to ask someone for help and keep trying, you'll get it!

Today the new catalog is launched and this time it is more about instruments than clothes! We'll be able to form bands, practice in our igloos, and eventually perform on the new stage being built! So warm up those skills because it should be a blast!


Until then... Waddle On!

- Club Penguin Team

Posted by Billybob at 9:23 PM

Comments : [Leave a Comment »](#)

Categories : [Uncategorized](#)




# nicktropolis news

Starting Wednesday i will post were nickpoints are and where treasure hunt items are!

9  
04  
2007

Comments : [Leave a Comment »](#)

Categories : [Uncategorized](#)



# nicktropolis



about nicktropolis..

nicktropolis has got to be the funniest game ever but barely any one knows about it u can do all these stuff like play games and make ur own room they also have treasure hunts. to make an account u go on [www.nick.com](http://www.nick.com)

then you go on [www.nicktropolis.com](http://www.nicktropolis.com)

and sign up or log in... its really fun try it out. 😊

email me at [robby\\_weird@hotmail.com](mailto:robby_weird@hotmail.com)

if u wanna account

Comments : [Leave a Comment »](#)

Categories : [Uncategorized](#)

9  
04  
2007

## cp cheats

heres some cp cheats 😊

Emotes

EP Puffle

EI Igloo

EF Flower

ET Fart Noise

EM Coin

Astro Barrier

On the loading screen, press:

1 to go to level 10

2 to go to level 20

3 to go to level 30

Secret Agent

To become a secret agent, simply click the moderator logo at the upper right of the screen then answer the quiz. If you have answered all the questions correctly, you should recieved a spy phone on your next log in.

Agent Quiz Answers

Honest

Being mean or rude

Report them

Saying their address

I want to keep Club Penguin Safe

I want to help other penguins

Secret Dojo

Located at the upper right corner of the map in the mountains.

Cart Surfer

To get more coins from the cart surfer game which can be found on the mine shack, simply do this pattern. Down arrow key + space, space + left arrow key then grinds on turns. Then tip your cart on purpose, do the pattern again and finish the game with 1 life left. I usually get 500+ coins per game.

Nubbin

Go to the swf page and login, Press F11 to make it full screen, when you're in the game click on the white part below your chat area and your penguin will walk right down and your finally nubbin.

HQ Mission

If you are a secret agent then try pwning this mission, its called find the missing puffles, after you complete the mission, you will be given a golden puffle medal.

First, go to the ice rink, look all the way to left and pick up the photos on the ground then give them to Aunt Arctic. Now go to the pet shop and read the note

9  
04  
2007

on the dog house by using the mouse code at the lower right of your screen. Go to the sport shop and answer his question, if you got the answer correctly, he will open the cabinet containing spy tools. Pick the life preserver launcher to rescue the penguins at the ice berg then go back to the sport shop and grab the grapple hook. Now, go to the ski mountain and use your spy phone wrench to fix the broken telescope, he will allow you to use his telescope after you fix it, use the telescope to look around until you see a flying green puffle. Go to the tallest mountain then use the grapple hook to get to the top. If you found the puffles, go back to Aunt Arctic and claim your reward.

#### Website

Go to <http://www.clubpenguin.com>, take a look at the upper right corner of the page, you will see a blue penguin then click on it to change his outfit. Secret 2, when you click the letter 'N' on the night club you will see what ninjas look like.

#### Glitches

##### Walk on walls

First, go to town and stand 1 inch above your chat bar. Now click the tree near the arrow sign, just one click then immediately click on the coffee shop door. To go back and forth, just click the path way going to the dock then click the coffee shop door again.

##### Walking with a newspaper

First, go to <http://play.clubpenguin.com/load.swf> then go inside the book room and wait until somebody starts a game, join in when the 'Do you want to join the game' appears, click yes and go to the couch very fast. Drag a player card to the left and make sure the mail button is against the left screen then click on the newspaper, now send a mail to anyone then dance. Now go to the town then go back to the place where you did the newspaper dance, you should be walking with a paper now. To check if it really works, try asking your friends.

##### Dancing with a newspaper

Go to <http://play.clubpenguin.com/load.swf> then click on anyone so that their player card will appear on your screen, drag the player card all the way to left corner and make sure the mail button is against the edge of the screen. Open the newspaper then click on the send mail button and send a message to that person, click on the actions button then dance.

##### Changing other peoples igloos

First, go to your igloo and click on the tape measure then use your spy phone to teleport to the headquarters. Open your map and go to other igloos then try moving their items. This is very simple, so i do not expect people asking questions on how to do it again.

##### Walking on lighthouse walls

First, go behind the fish filled bucket, then click on the door very quickly and click on the top of the room. If you executed the steps correctly, you will be walking on the lighthouse walls.

##### Robot dance

Take all of your penguin's clothes off, so that all you can see is the paint. Click the star on your player card and wear the clown set, then move the window so that you will be able to see the actions button. Now choose dance, but take note that this glitch only works on client side which means only you can see it. Also, try doing it with other stuff on.

##### Throw snowballs very fast

For best quality go behind something that you cant walk over like the table in gift shop. Now press T on your keyboard and click on any spot to throw a snowball. By throwing snowballs simultaneously, you'll end up with a big arch of snowballs.

##### 105 buddies

For you to have 105 buddies, you'll need to have 99 buddies or less. Click all of the people you want to be friends with, then wait 1 to 3 minutes for them to say yes. Go to your mail thingy and click ok to accept all friend requests. Now you will have more than 100 buddies.

##### Appear near the arrow sign

Go to the town then walk into the night club, once your inside click the top right corner on the exit door, keep clicking while its loading. Once it loaded completely you should appear by the arrow sign closest to the dock.

##### Stand on top of another penguin

Find a penguin you would like to stand on top of. Once you have chosen your target, push and hold down the tab button on your keyboard, however your

mouse must be over your target while holding the key. Your cursor will turn into a regular mouse pointer and click on your target.

Comments : [Leave a Comment »](#)

Categories : [Uncategorized](#)

## easter eggs on cp

wheres the easter eggs are:

lighthouse

the telescope on the beacon

coffee shop

pizza place

water thing in the cave

outside the gift shop the box

boiler room

and the mine shack click the tube thing

9  
04  
2007

Comments : [Leave a Comment »](#)

Categories : [Uncategorized](#)

## cp mission 3

Hi everyone here is the cheats for the new mission and all of you who want to copy it on you blog can!

3rd Mission

1st click the penguin with the spiney hat.

2nd tell him one of the choices on the bottom

3rd Then click did that door appear to be tampered with when you got here

4th then go to the room that says staff only

5th click under neath the coach

6th take the 2 items

7th go to the computer,turn it on and put the hard drive disk that you found under the coach in the computer

8th click files and then click combination

(Hint ) the e, w, n , and s stand for east, west, north and south

9th go back where you started and click the door with the money in it

10th tipe in the code in west. south , east and north way that you saw on the computer

11th then the door will open and talk to the guy and then your phone will ring click it

12th go to the hq and talk to G and and say yes when she askes to look at a video

(hint) to look at the video just click on the T.V. that has a diffrent show on it

13th go to the gift shop and go upstairs and click the door that says to roof

9  
04  
2007

4th Go to the hq and click on G say your stumped and you figure out the code by using the agent code on the keys

15th go to the roof and use the spy phone to cut open the scure ( hint ) using the rench on the tools on you spy phone on the box that says powa box

16th then put the clip on the powa box when you click it then go down stairs

18th click the pile of coins then talk to the new agent ( that does not know anything )

19th then go to the agent hq and talk to g

20th then go to the town and click on the brown penguin that is crying and talk to him

21st use your spy phone to telaport to the boiler room and use your spy goggles to make light

22nd click the fuse box and do what the papper says to do on the side

23rd go to the hq and talk to G

24th go to the roof and click on the papper that is stiking out of the grill

25th bring it to G

There are all the steps on how to do it!

Comments : [Leave a Comment »](#)

Categories : [Uncategorized](#)

[« Previous Entries](#)

Blog at WordPress.com. Theme: Freshy by Jide.